

## Specification

| Item / Model                                  | Unit                | MV-1680            |
|---|---------------------|--------------------|
| <b>3 Axes Travel</b>                          |                     |                    |
| X-axis Travel                                 | mm                  | 650/1680           |
| Y-axis Travel                                 | mm                  | 500                |
| Z-axis Travel                                 | mm                  | 585                |
| Distance From Spindle Center To Table Surface | mm                  | 200-785            |
| <b>Spindle</b>                                |                     |                    |
| Spindle Speed                                 | rpm                 | Belt Head 8000     |
| Spindle Nose                                  | BT                  | BT40               |
| Spindle Motor(Continual / 30 min)             | KW                  | 11/7.5             |
| <b>Table</b>                                  |                     |                    |
| Table Size                                    | mm                  | 1830x500           |
| T-slot Size                                   | mm                  | 18x4x100           |
| Max Table Capacity                            | kgs                 | 350/1200           |
| <b>Rapid Travel</b>                           |                     |                    |
| Rapid Travel(X/Y/Z)                           | m/min               | 48/48/48           |
| Cutting Speed Rate                            | m/min               | 1-20               |
| Feed Motor(X/Y/Z)                             | KW                  | 3.5/3.5/3.5(M)     |
| <b>Tool Magazine</b>                          |                     |                    |
| Tool Change Type                              |                     | Arm Type           |
| Tool Capacity                                 | set                 | 24                 |
| Max. Tool Weight                              | kgs                 | 7                  |
| Max. Tool Length                              | mm                  | 250                |
| Max. Tool Diameter                            | mm                  | 80/150             |
| Tool Change Time (T-T)                        | sec                 | 3                  |
| Tool Change Time (C-C)                        | sec                 | 4                  |
| <b>Others</b>                                 |                     |                    |
| Compressed Air Supply                         | kgs/cm <sup>2</sup> | 6                  |
| Machine Dimension (LxWxH)                     | mm                  | 3870 x 2736 x 2725 |
| Net Weight                                    | kgs                 | 9500               |
| Gross Weight                                  | kgs                 | 10000              |

\* All specifications design and characteristics shown in this catalogue are subject to change without prior notice.

\* L.K. Machinery Corp will not be legally responsible for any unauthorized modification on the machine or other equipment.

## Standard & Optional Equipment

■ : Standard    ■ : Optional

- |                                |                                      |                                  |
|--------------------------------|--------------------------------------|----------------------------------|
| ■ Belt Head 8,000rpm           | ■ Tri color indicator Lamp           | ■ Spindle Oil Coolant            |
| ■ Arm Type 24 Tools            | ■ Leveling Bolts & Pads              | ■ Lift Up Chip Conveyor          |
| ■ BT-40                        | ■ Tool Box                           | ■ Tool Length Measurement System |
| ■ MAS P40-1                    | ■ Heat Exchanger                     | ■ Disk Type Oil Skimmer          |
| ■ Spindle Tool Change Air Blow | ■ One Year Mechanical Parts Warranty | ■ 4th Axis (CNC Rotary Table)    |
| ■ Side Flush System            | ■ Belt Head 10,000rpm                | ■ 5th Axis (CNC Tilting Table)   |
| ■ MPG Hand Wheel               | ■ Direct Driven 10,000rpm            | ■ Rapid Traverse 60x60x60m/min   |
| ■ Full Body Enclosure          | ■ CTS (Coolant Through Spindle)      |                                  |
| ■ Work Light                   |                                      |                                  |

# MV-1680

## Vertical Machining Center



10102901 Macjis TEL: 04-24733326



力勁機械股份有限公司  
L.K. Machinery Corp.

NO. 30, Keyuan Rd., Xitun Dist., Taichung City 407, Taiwan

TEL : 886-4-2461-9797

FAX : 886-4-2463-7695

E-mail : lktw\_sales@lkmachinery.com.tw

http : //www.lkmachinery.com.tw



L.K. GROUP

http://www.lkmachinery.com.tw

# MV-1680

MV-1680 design for cutting and milling with sub feature in drilling and tapping,


Machine features:

■ Multi processing modes:

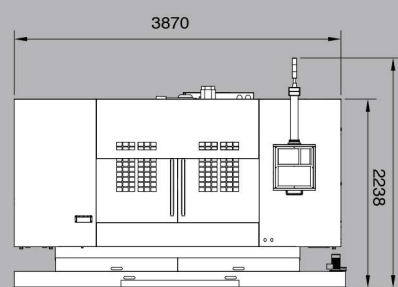
- With maximum processing range 1680mmX510mm.
- Best use in diversify production or mass production.
- Work table can be divided into two working areas to lower table exchange time.

■ 3 axis rapid traverse 48M/min  
Acceleration up to 0.41G/0.55G/0.93G.

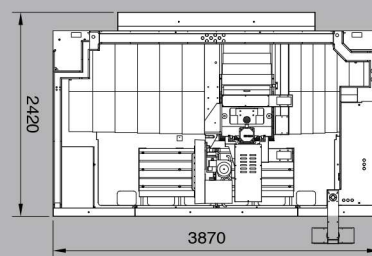
■ Machine can be widely used in precision machining parts and aerospace parts.



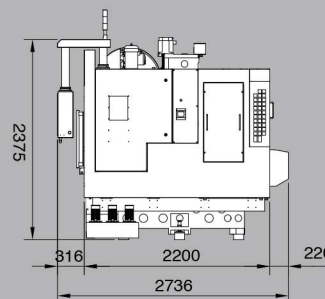
## Machine Dimension



Front View



Top View



Side View

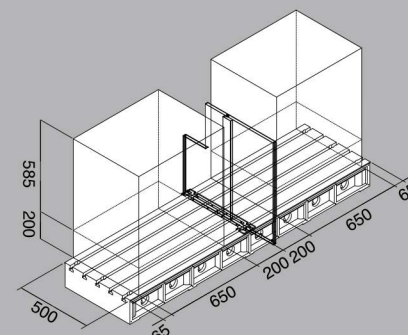


Table Size & T-Slot

